

# ON THE RIGHT TRACK



## NEWSLETTER

Secretary / Treasurer: Trevor Gardiner  
[gardiner.trevor@hotmail.com](mailto:gardiner.trevor@hotmail.com)  
021 453 695

OCTOBER 2022

### **PRESIDENTS CORNER**

Hello and welcome to ON THE RIGHT TRACK

Well spring is here and what a good word as we spring from one type of weather to another in a short space of time. Of course, there is an upstart to this and that is all those chores we have been allocated can go on the back burner while we keep snug and dry in our railway room.

The planning of our annual show in January is well in hand thanks to Trevor and Darryl so be prepared to help when called upon please.

We are attending the show in Hamilton at labour weekend with three layouts which will also give us a chance to catch up with friends and new ideas.

Enjoy reading the newsletter and we look forward to seeing more of you at the clubrooms. We are there Tuesdays 0930-1200 and Thursdays 0730-2100.

Mike Oldfield

President

### **LAYOUTS**

The new Raurimu layout is on track with the track wiring completed. Thanks to Darryl for that work.

Barry is in the process of completing the point wiring. Hopefully finished next week, all going to plan. This is a new method for us as it allows direction indication with the Peco point motors. Thanks Barry.

In between the bursts on the wiring Rob has been patiently working at the base for the scenery. Thanks Rob.

Once these areas are completed, we will be onto the actual scenery so if anyone wants to lend a hand or learn new skills in scenery then please come along and get stuck in. As is often the case a few do the work for many, and the club is about learning new skills. I have personally learnt a lot from the various members and hope to learn a lot more.

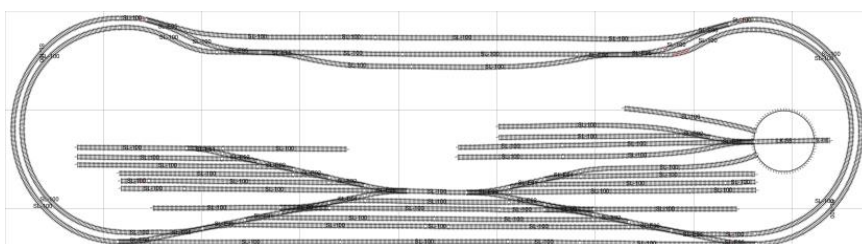


Raurimu Base



There is also work going on for the new European or International HO layout

This is a working layout in that the trains will have to be worked. It is a shunting yard concept with a double track loop around the outside.



International Plan

International layout with double track partially down

## MEMBERS CORNER

We would like to develop this section of the Newsletter to include all members. If you have a layout at home that you are working on, then please send some photos to [gardiner.trevor@hotmail.com](mailto:gardiner.trevor@hotmail.com) along with a brief description so it can be put in. Don't be shy. You can get some seriously good advice from other modellers.

To start with I have included my layout.

I recently had a home visit day for any members that wished to come and see what I have been doing. I had a lot of positive feedback and I think a few surprised members at what can be achieved with the Marklin 3 rail system. Wiring is certainly a lot less complicated.



The scene is an industrial landscape loosely based on Europe with a mixture of different countries locos & rolling stock. There is also a HOn3 branch line up in the surrounding hills.





Overall view of the layout showing the raised reversing loop



One issue I was having was a reversing loop. I had one for trains running East / West but could not decide how to get one going West / East. It was suggested that I have a flyover which is now half completed after a lot of re-construction work. So, thanks to those that suggested this option.

To give a bit more interest and to try new skills I have included a mountain village feed by an HO<sub>N3</sub> railway. This is a point to point from an elevated platform to the village along the back of the layout.



The mountain village reversing loop

The elevated platform for the HO<sub>N3</sub>

## **ANNUAL SHOW JANUARY 2023**

The show planning is well under way with small changes happening as different layouts become available or we think of different ways to display items.

It is at Tauranga Boys College Gymnasium. Entrance to the school is best from Devonport Road directly opposite 14<sup>th</sup> Avenue.

The more members and helpers we have the better for all.

So please if you can fit in a half day, full day, both days or helping with setting up & taking down then please contact the secretary [gardiner.trevor@hotmail.com](mailto:gardiner.trevor@hotmail.com).

**WEB SITE** <https://www.taurangamodelrailwayclub.co.nz/>

Please remember that we have our own site, and it is for you.

You will note that there are members personal layouts in there and we would like to add yours.

Again, don't be shy. It can only help yourself and also others as they get new ideas.



## PUKEMIRO BUSH TRAMWAY – BY WADE HUNKIN

The Bush tramways Glen Afton line is a treat for old and young. On Sunday 2nd October a group including (one brave wife) from the club made the trip over the Huntly bridge to Pukemiro. The weather had looked like it would be absolutely ... but the weather gods relented, and the rain held off for the morning.

The line was once part of the Glen Afton branch and runs east and west from the main base at Pukemiro. Trains run in both directions basically on the hour. We first went west on a diesel hauled two carriage train – there's the team and the train.



Back from that excursion Mike had a sausage (2nd breakfast I gather)

The rest of us jumped on the east bound steam hauled train. A Peckett 0-6-0 built in 1923 for the Pukemiro Colliery led out.

Unusually it spent its entire working life trundling backwards and forwards on the colliery line. It has a copper firebox and brass tubes hence its long life – very cool.

On return Mike had a sausage – morning tea?





We then all spent some time exploring the depot getting some prototype photos to assist with modelling endeavours Great to have the chance for a decent side-on photo of one of the underframe not lost in the shadows. Somehow Darryl managed to score a cab ride in the Peckett (probably on the promise of shovelling some coal but all he could manage was a toot on the whistle in the photo to the right.

A great day enjoyed by all and recommended if you are looking for a family outing over the summer. The youngsters seemed to be enjoying the experience as much as all the old buggers.



Thanks to driver Rob and organiser Trevor

Before we left – I'm sure Mike had another sausage for lunch

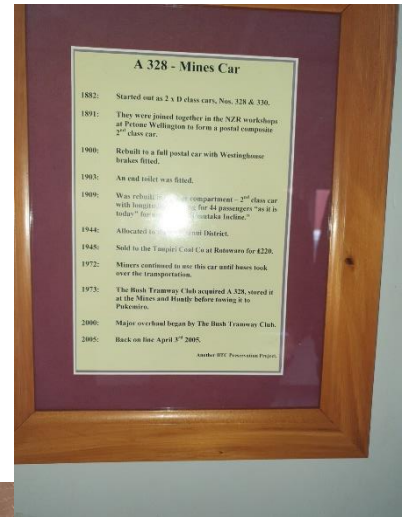
Our new trainee driver at the throttle.

Darryl enjoyed his brief time on the footplate. In his words a place designed for short slim people and a maximum of 2. He found being the 3<sup>rd</sup> person made it

very tight. Below are several photos taken by various members of the items on show. There are many more not inserted.







Peckett at the station



Electric loco used in a factory where steam was no allowed for food production






Left:  
Crane.




Right:  
Inspection pit.




**F185 LOCOMOTIVE  
WORKS NUMBER 1171  
BUILT 1878**




This locomotive was made by Dubs & Co. of Glasgow, Scotland, in 1878 and had a chequered career from the start when the boat it was on from Scotland sank en-route to NZ. However it was recovered and then worked for 50 years for NZR. The NZR at this time had commissioned many of these "F" class locomotives from various British manufacturers as a "general purpose" locomotive suitable for the many, often isolated lines which extended from coastal settlements inland. It is an iconic design, both from a NZ perspective but it also represents a perfect model of UK 1880's thinking in its design.



This locomotive subsequently worked for the Taupiri Coal Company in Rotowaro after being disposed of by NZR in 1936. As such it is a "local" locomotive to the Pukemiro Junction area and worked around the area.



The locomotive came to the BTC in the 1970's and has seen intermittent use over the years. Many people would like to see it see it used again, however major boiler issues currently see this locomotive out of use.



**WAGONS AT THE BUSH TRAMWAY**

The Bush Tramway Club has an assortment of wagons purchased or acquired through donations over many years. These range from Xc Hutter wagons, one of which won an award from FRONZ in 2004, to more mundane coal or ballast wagons.

Wagons are often a neglected area in the heritage railway scene, yet they are a vital part of any railway. A selection of images of our wagons are shown on this page.

**TMRC COMMITTEE MEMBERS:**

- |                             |                            |
|-----------------------------|----------------------------|
| <b>PRESIDENT:</b>           | <b>MICHAEL OLDFIELD</b>    |
| <b>VICE PRESIDENT:</b>      | <b>DARRYL JUDKINS</b>      |
| <b>SECRETARY TREASURER:</b> | <b>TREVOR GARDINER</b>     |
| <b>COMMITTEE:</b>           | <b>KEN CREW</b>            |
|                             | <b>MICHAEL CHRISTENSEN</b> |
|                             | <b>WADE HUNKIN</b>         |

Any contact can be made through the secretary Trevor Gardiner  
[gardiner.trevor@hotmail.com](mailto:gardiner.trevor@hotmail.com)